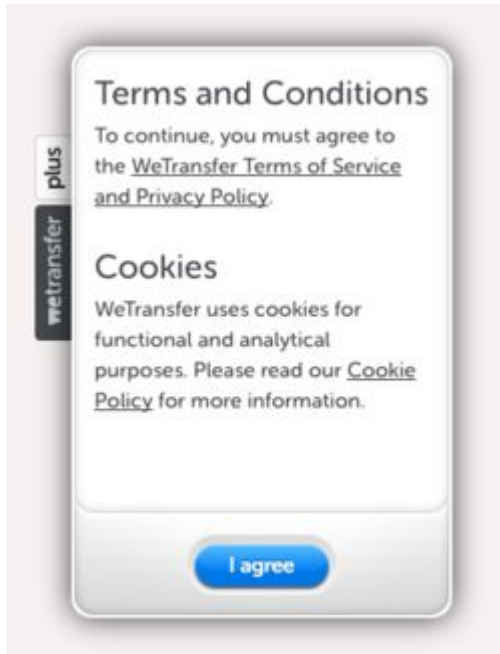
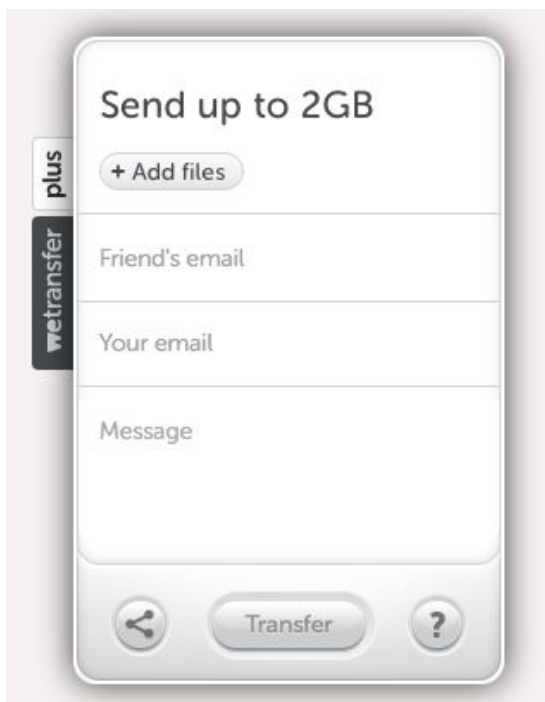


How To Send a WeTransfer File?

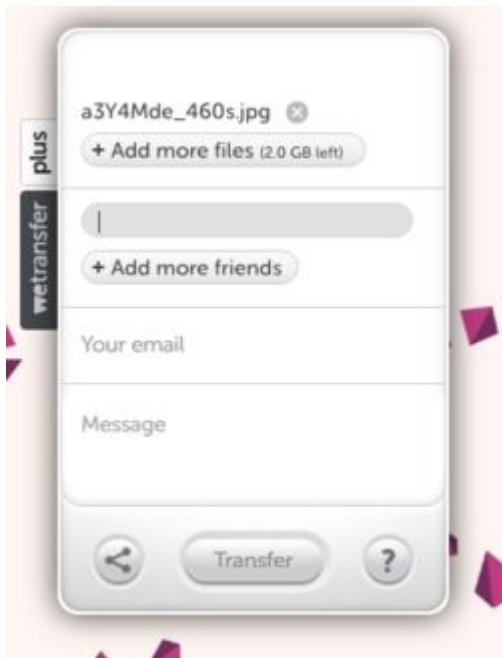
Head to [WeTransfer](#) and click on **I agree** to proceed:



The next step is to search for the files you'd like to send. Click on **Add files** and search for your files. Once you've found them, click on **Open** to add them to your WeTransfer:



You can add more files to your email by clicking on the **Add more files** option. WeTransfer will automatically keep track of how much more data you have available to send:



Now enter in your recipients by clicking on **Email to Friend**. If you'd like to receive the download link as well, you can also enter in your email address in the **Email to Friend** field:



Now fill in your email address in the **Your email** field. This will allow your recipients to see who the sender is when they receive your transfer. If you'd like to add a personal message to your recipients, you can write a short message in the **Message** field.

Once all of the fields are filled out, click on the **Transfer** button. Wait for the operation to finish before exiting your page:

